

**NATIONAL REFRIGERATION AND
AIR CONDITIONING CANADA CORP.**159 ROY BLVD, PO BOX 2020
BRANTFORD, ON
CANADA N3T 5Y6**TEZA035L8-HT3C****EZ-LINE SCROLL
CONDENSING UNITS-AIR**PURCHASER : **ALLCRYO**

SUBMITTED BY :

PROJECT :

DATE : **17 Jun 2019**

ORDER # :

ITEM # :

QUOTE # :

ID # :

PURCHASER'S PO # :

TAGGING :

MODEL FEATURES

- 3/8" Tubing coil construction (reduces refrigerant operating charge)
- Anti-short cycle time delay relay
- Copper tubing secured with cushion clamps
- Crankcase heater
- Discharge line thermostat
- Fan Guard
- Fan motors are inherently protected with internal overloads
- Fixed Flooded head pressure control (unless otherwise indicated)

- Pre-formed piping
- Receiver with fusible plug and liquid shut off valve
- Suction Service valve
- Units are shipped with Helium holding charge
- Weatherproof electrical control box with compressor contactor and fused control circuit
- Welded hermetic Scroll compressor
- Adjustable low pressure control with flex hose / fixed high pressure control

- High efficiency enhanced copper tube and aluminium fin coil design
- Compatible with Low GWP Refrigerants
- Capacities for R407A/C and R448A are based on mean temperature. Mean temperature is the average temperature between the saturated suction temperature and the temperature feeding the evaporator. For dew point ratings, consult factory.
- Outdoor weatherproof pre-painted steel cabinet

MODEL OPTIONS (* = Shipped Loose)**PRE-ENGINEERED OPTION PACKAGE**

- ☒ **1** A - STD
☐ B
☐ C
☐ D
☐ E
☐ F
☐ G
☐ H
☐ J
- DEFROST FUSING - SHOW SET QTY**
☐ Up to 30 Amps
☐ 35 Amps to 60 Amps
☐ Over 60 Amps
- ELECTRIC DEFROST KIT
(TIMECLOCK INCL.)**
☐ Up to 40A Htrs, 30A Fans 1 Evap
☐ Up to 60A Htrs, 30A Fans 1 Evap
☐ Up to 40A Htrs, 30A Fans 2 Evap
☐ Up to 60A Htrs, 30A Fans 2 Evap
☐ Up to 80A Htrs, 30A Fans 2 Evap
☐ Up to 60A Htrs, 40A Fans 3 Evap
☐ Up to 80A Htrs, 50A Fans 3 Evap
- DEFROST KIT
(USE WITH KE2)**
☐ Up to 30A per Evap
☐ 35A to 50A per Evap
- 115V Control Circuit**
☐ **30A Contactor**
☐ **40A Contactor**
☐ **60A Contactor**
- ADJUSTABLE PRESSURE CONTROLS**
☐ Johnson Dual with flex hose
☐ Separate High/Low with flex hose
- BALL VALVE**
☐ *Liquid Line
☐ Liquid Line
☐ *Suction Line

BALL VALVE Continued

- ☐ Suction Line
- CAPACITY CONTROL - HOT GAS BYPASS**
☐ To Inlet of Evaporator
☐ To Suction Line
- ☐ **Compressor Circuit Breaker**
- CONDENSING UNIT PRISON PACKAGE**
☐ Tamper Proof Screws
☐ **Crankcase Pressure Regulator**
☐ **Discharge Air Hood**
☐ **Discharge Line Check Valve**
☐ **Discharge Line Thermostat**
- ☐ **DISCONNECT SWITCH**
☐ Fused
☐ Non-Fused
- ☐ **EC FAN MOTORS + SPEED CONTROLLER**
☐ All Motors Variable Speed - 230V Units
☐ SmartSpeed
- ☐ **ELECTRONIC PRESSURE CONTROL**
☐ Low Pressure Control
☐ High Pressure Control
- ☐ **Export Crating**
- ☐ **Extended Leg Kit**
- ☐ **COIL COATING**
☐ Heresite Coating
☐ ElectroFin Coating
- ☐ **FIN AND MATERIAL**
☐ Gold Coat Fins
☐ Copper Fins
- ☐ **Hail Guard for Condenser**
- ☐ **Heated and Insulated Receiver**
- ☐ **Hoffmann Fan Speed Control**
- ☐ **HOUSING MATERIAL**
☐ Stainless Steel
- ☐ **Insulated Suction Line**

LIQUID LINE FILTER + SIGHT GLASS

- ☐ Sealed
☐ Replaceable
- ☐ **Liquid Line Lock-Out Relay**
- ☐ **LIQUID LINE SOLENOID VALVE**
☐ *Standard 230V Coil
☐ *Standard 115V Coil
- ☐ **OIL SEPARATOR**
☐ Standard
☐ With Oil Filter and Solenoid
- ☐ **One Time Pump Down**
- ☐ **Oversized Receiver**
- ☐ **PHASE / VOLTAGE MONITOR**
☐ 3-Lead
☐ 6-Lead (MotorSaver455)
- ☐ **Pump Down Toggle Switch**
- ☐ **Receiver Inlet Ball Valve**
- ☐ **Single Point Electrical**
- ☐ **Sub Cooling Circuit**
- ☐ **SUCTION ACCUMULATOR**
☐ With Heat Exchanger
☐ Without Heat Exchanger
- ☐ **SUCTION FILTER**
☐ Sealed Type
☐ Replaceable Core
- ☐ **TIME CLOCK**
☐ Paragon 8145 Style
☐ *230V Paragon 8145 Style
☐ *115V Paragon 8145 Style
- ☐ **FLOODED HEAD PRESSURE CONTROL**
☐ Two Valve Adjustable
- ☐ **Wind Guard**
- ☐ **1** **TQuickVac Valves**
- ☐ **Less Flooding Valve(s)**

VOLTAGE		SYSTEM REFRIGERANT			RATING		SUCTION TEMP	AMBIENT TEMP		CAPACITY	
208-230/3/60		R404A			3.5Hp		-20.5 °F	100 °F		12570 BTUH	
FANS			COMPRESSOR					CIRCUIT TOTAL			
QTY	POWER	FLA/FAN	TYPE		QTY	RLA	LRA	AMPS	WATTS	MCA+	MOP±
1	240W	1.1	ZF11K4E-TF5-241			12.7	88	13.8		17	25
LIQUID		1/2 in	SOUND	-		REC CAPACITY		14 lb		APPROVALS	
SUCTION		7/8 in	WEIGHT	430 lb		REF CHARGE		6 lb			

NOTES:

† MCA.. Minimum Circuit Ampacity, ‡ MOP.. Maximum Overcurrent Protection

MCA & MOP are for the condensing unit ONLY. Single point connections WILL show different on dataplate.

**MEA****APPROVED BY :****DATE :**

Approval of this drawing signifies that the equipment is acceptable under the provision of the job specifications. Any change made hereon by any person whomsoever subject to acceptance by NATIONAL REFRIGERATION at its home office.



**NATIONAL REFRIGERATION AND
AIR CONDITIONING CANADA CORP.**
159 ROY BLVD, PO BOX 2020
BRANTFORD, ON
CANADA N3T 5Y6

Order Item No: 6
TEZA035L8-HT3C
EZ-LINE SCROLL
CONDENSING UNITS-AIR

NATIONAL REFRIGERATION will furnish equipment in accordance with this drawing and specifications, and subject to its published warranty. Approval of this drawing signifies that the equipment is acceptable under the provision of the job specifications. Any change made hereon by any person whomsoever subject to acceptance by NATIONAL REFRIGERATION at its home office.

DATE : 17 Jun 2019

PURCHASER : ALLCRYO



PROJECT :

SUBMITTED BY :

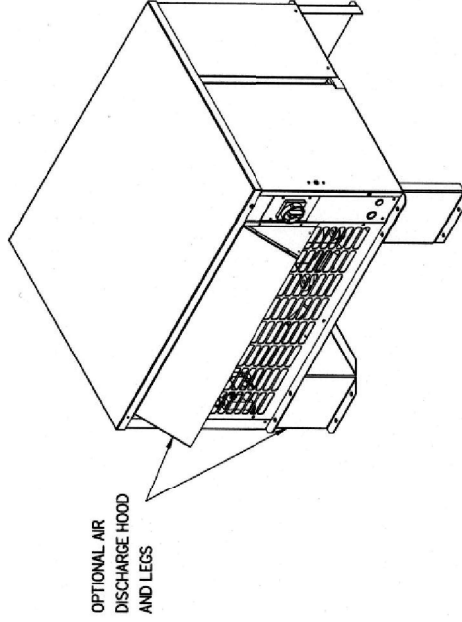
Dimensions shown are for standard unit less options.

DIMENSIONS	
DIMENSION A	19 7/8 in
DIMENSION B	36 3/8 in
DIMENSION C	30 3/8 in
DIMENSION D	4 in
DIMENSION E	
DIMENSION F	
DIMENSION G	0 in
DIMENSION H	

CONNECTIONS	
LIQUID	1/2 in
SUCTION	7/8 in
DRAIN	
WATER	
DISCHARGE	
PAN LOOP	
HOT GAS SIDE PORT	
HOT GAS INLET	
HOT GAS OUTLET	
OTHER	
SHIPPING WEIGHT	430 lb
REFRIGERANT CHARGE	6 lb
RECEIVER CAPACITY	14 lb

APPROVALS	
	

NOTES:



OPTIONAL AIR
DISCHARGE HOOD
AND LEGS

